





warewashing

In foodservice, warewashing is all about efficiency, durability and simplicity. No one makes warewashing easier than Carlisle. We offer every rack, basket and accessory you need to get the job done.

PRODUCT	PAGE	PRODUCT	PAGE	PRODUCT	PAGE
Bus Boxes249	Glass Rack Sizing Guide241	Rack Cover/Dolly Insert248
Covers249	Glass Racks		Rack Dollies248
Color-Coded Glass Racks237-240	9-Compartment240	Replacement Parts308
Cylinders, Dispensers, & Carriers247	16-Compartment238	Sizing Guide241
Dish Racks		18-Compartment247	Specialty Racks	
All-Purpose Plate & Tray Rack244	20-Compartment237	Bakery Tray & Sheet Pan Rack246
Combination/Flatware Rack245, 247	25-Compartment239	Coffee Bowl/Decanter Rack245
Cup Racks245, 247	30-Compartment237	Food Pan/Insulated Meal Delivery Tray Rack246
Peg Racks244	36-Compartment239	Plate Cover Rack246
Open/Bowl Rack245, 247	49-Compartment240	TechSpecs	
Dollies248	Half Size Stack-All® Racks247	. . . http://info.carlislefsp.com/catalog/techspecs	
Dust Covers248	Hold Down Grid246	Warewashing Accessories248-249
Flatware Washing Baskets247	Plaque-A-Rack™ System242-243		



warewashing: opticlean™ warewashing system

THREE COMPONENT SYSTEM

Our combination of base rack and alternating open and divided extenders offers the greatest protection without sacrificing performance

QUICK DRAINING

No flat surfaces to trap water or loose food particles inside the rack – ensures proper drainage

POSITIVE STACKING

Positive stacking from either direction – stacks with all major competitors

SURE-LOCK™ EXTENDERS

Sure-Lock™ Extenders unique snap-on/snap-off attachments allow for fast, simple assembly/disassembly from the outside of the rack without loose screws, other fasteners, or even tools

DOUBLE WALL CONSTRUCTION

Double wall construction for maximum strength, protects contents from moving machine parts

OPEN PROFILE DESIGN

Open profile facilitates superior washing, complete rinsing, and fast drying

FOUR-WAY TRACKING

Sturdy bottom with four-way tracking for easy dish machine loading without the need to rotate racks

TEXTURED FINISH

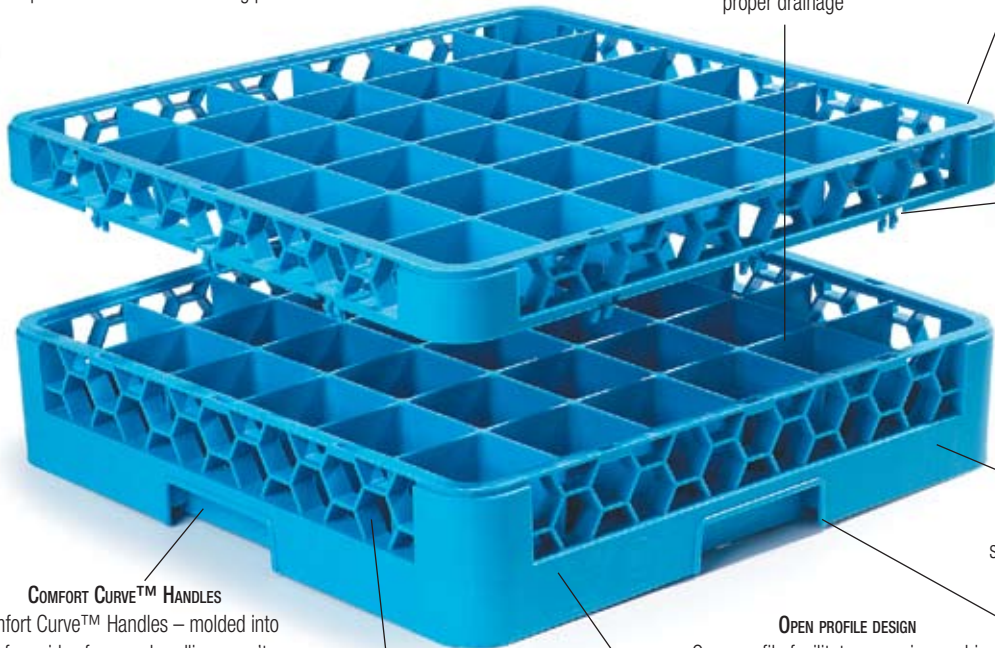
Non-slip textured finish on outside walls reduces scratches to keep racks looking new longer, improves durability, and provides a secure grip

COMFORT CURVE™ HANDLES

Comfort Curve™ Handles – molded into all four sides for easy handling, won't pinch fingers

HONEYCOMB DESIGN

Unique "honeycomb" design distributes load more effectively – like a brick wall, while smooth rounded edges on the large openings provide multiple hand-holds and a sure grip on racks from any angle



All OptiClean™ Racks have an outside measurement of 19-3/4" x 19-3/4".

BUILD YOUR PERFECT SYSTEM — THE EASY WAY

OptiClean's basic three-component system of base racks and open and divided extenders allow you to construct the exact configuration you need. Their Sure-Lock™ Extender design makes alterations so quick and easy. The user-friendly product numbering system refers to the exact type of rack you're ordering, without any complicated formulas. Each number consists of an "R" followed by a descriptor – "G" for Glass, "W" for NeWave™, "P" for Peg, etc. Glass and cup racks are further defined by their number of compartments, i.e.: RG16 for a 16-compartment glass rack base. To add extenders to your order, just add a dash and the number of extenders you need to the end of the basic product number, such as "RG16-3" for a 16-compartment glass rack with three extenders (note: each extender adds approximately 1-1/2" of additional height to the inside compartment of the rack). This numbering system allows you to conveniently order custom racks, and ensures that you will get exactly the rack you need – without any guesswork.

Use the unique Plaque-A-Rack™ System shown on pages 242-243 for the ultimate in easy-to-use rack identification.



Carlisle's Glass Rack Compatibility Chart is available online:

<http://info.carlislefsp.com/catalog>

CARLISLE'S GLASS RACK COMPABILITY CHART

Carlisle's Glass Rack Compability Chart is available at the above web address. Once there you can find recommendations for glass racks designed to be used with Anchor Hocking, Cardinal, Libby, and Onida Glassware as well as Carlisle Tumblers.

Glass Rack recommendaitons are based on both the measurements provided by each glassware manufacturer and the minimum clearance required for optimum cleaning performance. Because actual glasses vary in size, you may prefer to use our glass rack sizing guide shown on page 241.



OPTICLEAN™ NEWAVE™ GLASS RACKS

Same great features as our OptiClean™ Glass Racks with a new practical interior design. NeWave™ Glass Racks are a green choice. They hold 20% more glasses than comparable square racks while lowering your chemical usage and labor costs. Their rounded design holds glasses securely in place, resulting in less movement and breakage. Our two compartment sizes were designed to fit the most popular sizes of glassware and tumblers. NeWave™ Racks also available with Color-Coded Extenders for convenient identification.

Colors: Blue(14); REW20S extenders also available in Burgundy(61) and REW30S extenders also available in Black(03)

NeWave™ Glass Rack
line now includes
Color-Coded Extenders!



A



B



C

OPTICLEAN™ NEWAVE™ 20-COMPARTMENT GLASS RACKS

Use for glasses and tumblers. Compartment size: 3-13/16". Holds glasses up to 3-7/8" diameter.

Colors: Blue(14)

RW20 ♦ 20-Compartment w/
Integrated Extender
Pack 4 ea Cs Wt./Cube 28.90/5.46

RW20-1 ♦ 20-Compartment w/2
Extenders
Pack 3 ea Cs Wt./Cube 28.70/5.46

RW20-2 ♦ 20-Compartment w/3
Extenders
Pack 2 ea Cs Wt./Cube 22.00/4.48

RW20-3 ♦ 20-Compartment w/4
Extenders
Pack 2 ea Cs Wt./Cube 25.60/5.30

REW20S ♦ 20-Compartment Extender
Pack 6 ea Cs Wt./Cube 13.90/2.77

OPTICLEAN™ NEWAVE™ 20-COMPARTMENT COLOR-CODED GLASS RACKS

Colors: Burgundy/Blue(437), REW20SC in Burgundy(61)

A RW20-1C 20-Compartment w/2
Extenders
Pack 3 ea Cs Wt./Cube 28.70/5.46

RW20-2C 20-Compartment w/3
Extenders
Pack 2 ea Cs Wt./Cube 22.00/4.48

RW20-3C 20-Compartment w/4
Extenders
Pack 2 ea Cs Wt./Cube 25.60/5.30

REW20SC 20-Compartment Extender
Pack 6 ea Cs Wt./Cube 13.90/2.77

RW30 ♦ 30-Compartment w/
Integrated Extdr
Pack 4 ea Cs Wt./Cube 31.80/5.80

OPTICLEAN™ NEWAVE™ 30-COMPARTMENT GLASS RACKS

Perfect for glasses and tumblers. Compartment size: 3-1/8". Holds glasses up to 3-3/16" diameter.

Colors: Blue(14)

RW30-1 ♦ 30-Compartment w/2
Extenders
Pack 3 ea Cs Wt./Cube 31.70/5.46

B RW30-2 ♦ 30-Compartment w/3
Extenders
Pack 2 ea Cs Wt./Cube 24.00/4.48

RW30-3 ♦ 30-Compartment w/4
Extenders
Pack 2 ea Cs Wt./Cube 26.70/5.30

REW30S 30-Compartment Extender
Pack 6 ea Cs Wt./Cube 15.60/2.77

OPTICLEAN™ NEWAVE™ 30-COMPARTMENT COLOR-CODED GLASS RACKS

Color: Black/Blue(436), REW30SC in Black(03)

C RW30-1C 30-Compartment w/2
Extenders
Pack 3 ea Cs Wt./Cube 31.70/5.46

RW30-2C 30-Compartment w/3
Extenders
Pack 2 ea Cs Wt./Cube 24.00/4.48

RW30-3C 30-Compartment w/4
Extenders
Pack 2 ea Cs Wt./Cube 27.60/5.30

REW30SC 30-Compartment Extender
Pack 6 ea Cs Wt./Cube 15.60/2.77

NSF Listed products are designated with a ♦



OPTICLEAN™ GLASS RACKS & COLOR-CODED GLASS RACKS

Carlisle's OptiClean™ system includes a full range of glass racks designed to meet your needs. Full dividers in the base offer complete protection for delicate rims. Solid dividers in The OptiClean™ Glass Racks with Color-Coded Extenders make it easy to identify glass rack size or match specific glassware with a specific rack simply by color.

back: shown stacked:
 RG25-1C, RG16-2C, RG16-3C, Color-Coded Glass Racks
 front:
 RG36-2C Color-Coded Glass Rack
 See page 241 for our easy-to-use Glass Rack Guide



OPTICLEAN™ 16-COMPARTMENT GLASS RACKS

Perfect for large cocktail glasses and delicate wine stems with oversize bowls. Compartment size: 4-7/16" x 4-7/16". Accommodates glasses up to 4-3/16" in diameter.

Colors: Carlisle Blue(14)

COLOR-CODED GLASS RACKS

Colors: Orange/Blue(412); RE16C: Orange(24)

All OptiClean™
 Racks are NSF
 Listed!



RG16 ♦ 16-Compartment
 Pack 6 ea Cs Wt./Cube 29.65/5.99

A RG16-1 ♦ 16-Compartment
 w/1 Extender
 Pack 4 ea Cs Wt./Cube 25.60/5.80

RG16-2 ♦ 16-Compartment
 w/2 Extenders
 Pack 3 ea Cs Wt./Cube 23.00/5.46

RG16-3 ♦ 16-Compartment
 w/3 Extenders
 Pack 2 ea Cs Wt./Cube 19.30/4.48

RG16-4 ♦ 16-Compartment
 w/4 Extenders
 Pack 2 ea Cs Wt./Cube 20.75/5.30

RE16 16-Compartment Divided
 Extender
 Pack 6 ea Cs Wt./Cube 10.75/2.77

RE* Open Extender
 Pack 6 ea Cs Wt./Cube 7.75/2.77

* Note: The RE Open Extender can be used with any OptiClean™ Glass or Dish Rack



COLOR-CODED GLASS RACKS

RG16-1C ♦ 16-Compartment
 w/1 Extender
 Pack 4 ea Cs Wt./Cube 25.60/5.80

B RG16-2C ♦ 16-Compartment
 w/2 Extenders
 Pack 3 ea Cs Wt./Cube 23.00/5.46

RG16-3C ♦ 16-Compartment
 w/3 Extenders
 Pack 2 ea Cs Wt./Cube 19.30/4.48

RG16-4C ♦ 16-Compartment
 w/4 Extenders
 Pack 2 ea Cs Wt./Cube 20.75/5.30

RE16C 16-Compartment Divided
 Extender
 Pack 6 ea Cs Wt./Cube 10.75/2.77

NSF Listed products are designated with a ♦



A



B



OPTICLEAN™ 25-COMPARTMENT GLASS RACKS

Use for large diameter beverage glasses, red wine stems, goblets, and most rocks glasses. Compartment size: 3-1/2" x 3-1/2". Accommodates glasses up to 3-1/4" in diameter.

Colors: Carlisle Blue(14)

COLOR-CODED GLASS RACKS

Colors: Red/Blue(410); RE25C: Red(05)

RG25 ♦ 25-Compartment
Pack 6 ea Cs Wt./Cube 30.30/5.99

A RG25-1 ♦ 25-Compartment w/1
Extender
Pack 4 ea Cs Wt./Cube 29.30/5.58

RG25-2 ♦ 25-Compartment w/2
Extenders
Pack 3 ea Cs Wt./Cube 25.20/5.42

RG25-3 ♦ 25-Compartment w/3
Extenders
Pack 2 ea Cs Wt./Cube 21.10/4.51

RG25-4 ♦ 25-Compartment w/4
Extenders
Pack 2 ea Cs Wt./Cube 23.00/5.30

RE25 25-Compartment Divided
Extender
Pack 6 ea Cs Wt./Cube 12.15/2.77

RE* Open Extender
Pack 6 ea Cs Wt./Cube 7.75/2.77

* Note: The RE Open Extender can be used with any OptiClean™ Glass or Dish Rack

COLOR-CODED GLASS RACKS

B RG25-1C ♦ 25-Compartment w/1
Extender
Pack 4 ea Cs Wt./Cube 29.30/5.58

RG25-2C ♦ 25-Compartment w/2
Extenders
Pack 3 ea Cs Wt./Cube 25.20/5.42

RG25-3C ♦ 25-Compartment w/3
Extenders
Pack 2 ea Cs Wt./Cube 21.10/4.51

RG25-4C ♦ 25-Compartment w/4
Extenders
Pack 2 ea Cs Wt./Cube 23.00/5.30

RE25C 25-Compartment Divided
Extender
Pack 6 ea Cs Wt./Cube 12.15/2.77

OPTICLEAN™ 36-COMPARTMENT GLASS RACKS

Use with tumblers, white wine glasses, and other narrow bowl stems. Compartment size: 2-15/16" x 2-15/16". Accommodates glasses up to 2-11/16" in diameter.

Colors: Carlisle Blue(14)

COLOR-CODED GLASS RACKS

Colors: Yellow/Blue(411); RE36C: Yellow(04)

RG36 ♦ 36-Compartment
Pack 6 ea Cs Wt./Cube 35.56/5.99

C RG36-1 ♦ 36-Compartment w/1
Extender
Pack 4 ea Cs Wt./Cube 31.80/5.58

RG36-2 ♦ 36-Compartment w/2
Extenders
Pack 3 ea Cs Wt./Cube 27.10/5.46

RG36-3 ♦ 36-Compartment w/3
Extenders
Pack 2 ea Cs Wt./Cube 22.70/4.45

COLOR-CODED GLASS RACKS

RG36-1C ♦ 36-Compartment w/1
Extender
Pack 4 ea Cs Wt./Cube 31.80/5.58

RG36-2C ♦ 36-Compartment w/2
Extenders
Pack 3 ea Cs Wt./Cube 27.10/5.46

D RG36-3C ♦ 36-Compartment w/3
Extenders
Pack 2 ea Cs Wt./Cube 22.70/4.45

RG36-4 ♦ 36-Compartment w/4
Extenders
Pack 2 ea Cs Wt./Cube 26.00/5.30

RE36 36-Compartment Divided
Extender
Pack 6 ea Cs Wt./Cube 13.35/2.77

RE* Open Extender
Pack 6 ea Cs Wt./Cube 7.75/2.77

RG36-4C ♦ 36-Compartment w/4
Extenders
Pack 2 ea Cs Wt./Cube 26.00/5.30

RE36C 36-Compartment Divided
Extender
Pack 6 ea Cs Wt./Cube 13.35/2.77

C



D



NSF Listed products are designated with a ♦



OPTICLEAN™ 9-COMPARTMENT GLASS RACKS

Use with large brandy snifters, grande margaritas, carafes, and other items with a wide diameter. compartment size: 5-13/16" x 5-13/16". accommodates glasses up to 5-9/16" in diameter.

Colors: Carlisle Blue(14)

COLOR-CODED GLASS RACKS

Colors: Green/Blue(413); RE9C: Green(09)

RG9 ♦ 9-Compartment
Pack 6 ea Cs Wt./Cube 28.50/6.21

A RG9-1 ♦ 9-Compartment w/1
Extender
Pack 4 ea Cs Wt./Cube 23.65/5.80

RG9-2 ♦ 9-Compartment w/2
Extenders
Pack 3 ea Cs Wt./Cube 21.35/5.55

RG9-3 ♦ 9-Compartment w/3
Extenders
Pack 2 ea Cs Wt./Cube 18.00/4.54

RE9 9-Compartment Divided
Extender
Pack 6 ea Cs Wt./Cube 9.60/2.77

RE* Open Extender
Pack 6 ea Cs Wt./Cube 7.75/2.77

* Note: The RE Open Extender can be used with any OptiClean™ Glass or Dish Rack

COLOR-CODED GLASS RACKS

B RG9-1C ♦ 9-Compartment w/1
Extender
Pack 4 ea Cs Wt./Cube 23.65/5.80

RG9-2C ♦ 9-Compartment w/2
Extenders
Pack 3 ea Cs Wt./Cube 21.35/5.55

RG9-3C ♦ 9-Compartment w/3
Extenders
Pack 2 ea Cs Wt./Cube 18.00/4.54

RE9C 9-Compartment Divided
Extender
Pack 6 ea Cs Wt./Cube 9.60/2.77

OPTICLEAN™ 49-COMPARTMENT GLASS RACKS

Ideal for juice glasses, narrow champagne flutes, cordials, and shot glasses. Compartment size: 2-3/8" x 2-3/8". Accommodates glasses up to 2-1/8" in diameter.

Colors: Carlisle Blue(14)

COLOR-CODED GLASS RACKS

Colors: Lavender/Blue(414); RE49C: Lavender(89)

RG49 ♦ 49-Compartment
Pack 6 ea Cs Wt./Cube 37.85/6.21

C RG49-1 ♦ 49-Compartment w/1
Extender
Pack 4 ea Cs Wt./Cube 31.30/5.80

RG49-2 ♦ 49-Compartment w/2
Extenders
Pack 3 ea Cs Wt./Cube 31.50/5.55

RG49-3 ♦ 49-Compartment w/3
Extenders
Pack 2 ea Cs Wt./Cube 23.20/4.44

RE49 49-Compartment Divided
Extenders
Pack 6 ea Cs Wt./Cube 14.90/2.77

RE* Open Extender
Pack 6 ea Cs Wt./Cube 7.75/2.77

COLOR-CODED GLASS RACKS

D RG9-1C ♦ 9-Compartment w/1
Extender
Pack 4 ea Cs Wt./Cube 23.65/5.80

RG9-2C ♦ 9-Compartment w/2
Extenders
Pack 3 ea Cs Wt./Cube 21.35/5.55


RG9-3C ♦ 9-Compartment w/3
Extenders
Pack 2 ea Cs Wt./Cube 18.00/4.54

RE9C 9-Compartment Divided
Extender
Pack 6 ea Cs Wt./Cube 9.60/2.77

NSF Listed products are designated with a ♦



A



B



C



D

GLASS RACK SIZING GUIDE

INSTRUCTIONS:

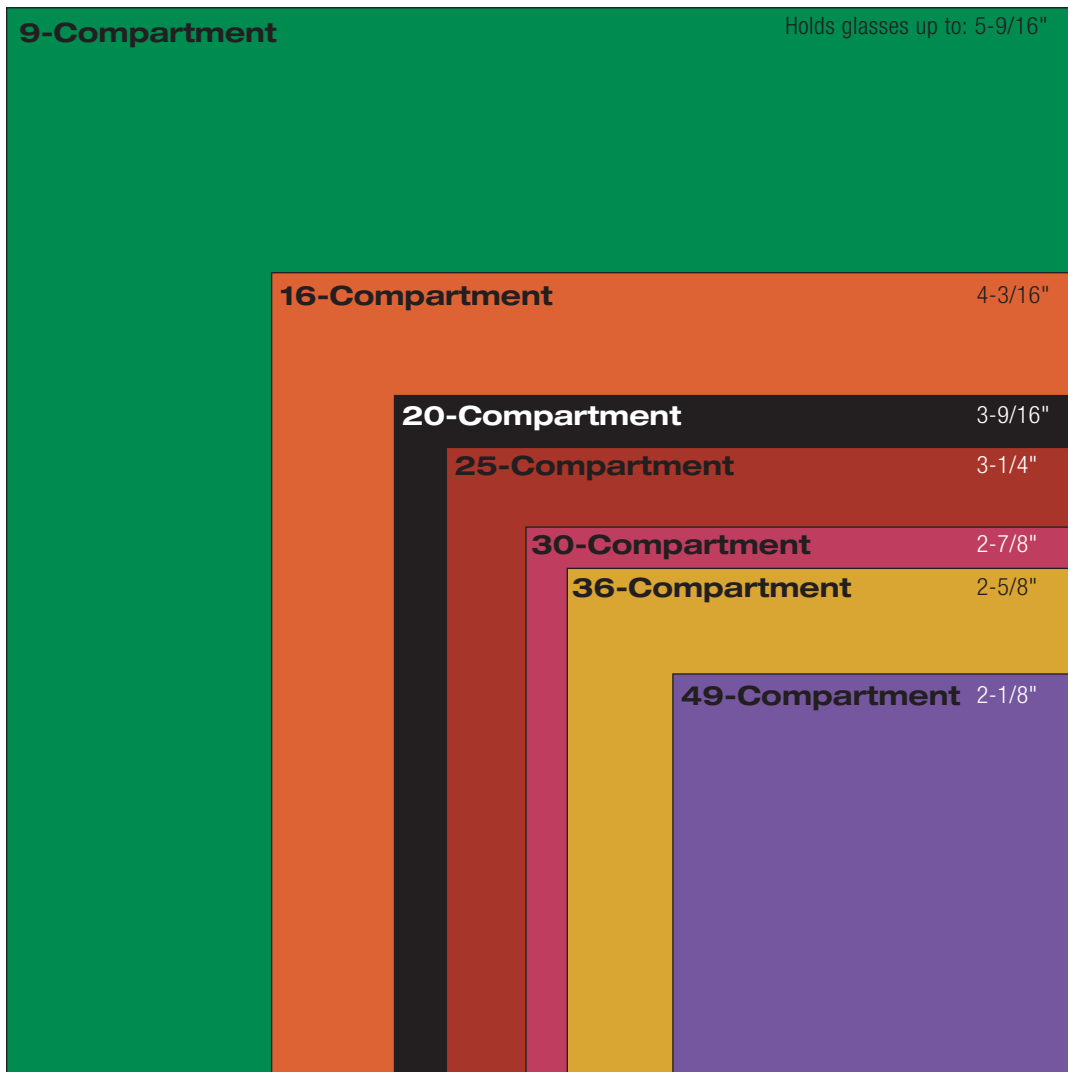
1. Place glass upside down on top of the middle circle of the sizing guide; center of the glass (or the stem on stemware) should be over the center of the guide.
2. Look down on the base of the glass.
3. Note the smallest square on the guide where the largest outside diameter of your glass lines up completely within the square without touching it — this is the number of compartments your rack needs to have.
4. Place lip of glass against the base line of the vertical guide on the right-hand side of the page with the base/foot of the glass pointing straight up towards the top of the page.
5. While holding the glass against the vertical guide, note where the base/foot of the glass lines up on the vertical guide — the next line above the base/foot on the guide indicates the number of extenders your rack will require.
6. Carlisle's unique OptiClean Warewashing rack system allows you to build the perfect rack for any application. Glasses with a maximum height exceeding 10-1/2" will need more than five extenders. Custom racks requiring more than five extenders are available for order by contacting a Carlisle FoodService Products customer service representative. Each extender adds approximately 1-1/2" of additional height to the inside compartment of the rack.

For glasses with a maximum diameter exceeding 6", Carlisle FoodService Products recommends using the RTP peg rack. The RTP peg rack can be custom ordered to accommodate any glass height.

Please contact a Carlisle FoodService Products customer service representative to place your order, or for more information about building the ideal rack for your needs.

GLASS RACK SIZING GUIDE

Note: Guide below represents diameter/size of recommended glass to fit corresponding compartment.



9-1/2"
Glass Rack with 4
Extenders or NeWave
w/3 Extenders

7-15/16"
Glass Rack with
3 Extenders or
NeWave w/2
Extenders

6-11/32"
Glass Rack with
2 Extenders or
NeWave w/1
Extender

4-3/4"
Glass Rack with 1
Extender or NeWave
Base

3-3/16"
Base



warewashing: plaque-a-rack™ system

Carlisle's Plaque-A-Rack™ System is the proven standard in custom rack labeling. And, with our color-coded racks (shown on pages 237-240) Carlisle offers the widest combination of identification options in the industry. You can identify your racks by contents', silhouette, name, location (usage/storage), and color code for a totally customized system. Order custom designed plaques to meet your own unique needs. The highly visible plaques fit up to three across on both bases and extenders for complete versatility. Plaques can be easily added, removed, or changed as needed. Plaque-A-Rack™ is also the only rack identification system that will allow you to easily put identifiers in multiple languages on the same rack. Sturdy reusable plaques are made from a high-impact plastic and won't come off during the normal wear and tear of daily usage – offering a permanent identification system for the life of your racks.



Plaque example shown above: XRG25-2 203 303 103.

- Plaque-A-Rack™ provides four ways to customize your Glass Rack System:
 - glassware silhouette
 - glassware style by name
 - location of glassware usage or storage
 - custom color coding options
- plaques are hot stamped with either a glassware silhouette, glassware name, usage, or storage area location
- plaques are Carlisle Blue(14), unless otherwise specified
- all plaques are 3" long by 1" high
- racks can be ordered with up to three possible plaque imprints
- there is a \$3.04US list price charge per rack for each Plaque-A-Rack™ order (includes 2 plaques on 2 sides); special orders for plaques on all four sides have a \$6.08US list price (includes 2 plaques on 4 sides)
- plaques may also be ordered separately at \$0.76US list price each
- plaques are placed horizontally on two opposite sides of the rack along the top most edge

- plaques snap onto the rack for a tight fit; won't fall off during normal use
- plaques can be removed if necessary and are re-usable
- allow ten working days for shipment of your standard Plaque-A-Rack™ orders
- plaqued racks sold in full case quantities only
- custom plaque imprints available; minimum order 24 pieces
- please allow 4-6 weeks from approval of sample for custom plaques
- custom imprinted plaques are \$0.76US list price each with an additional \$50US net price setup fee and a \$16US net price film charge
- an additional \$100US net price dye charge will apply to any plaque order that does not include racks
- for custom color coding, please specify which color is to be used for each rack
- all plaque sales are final

HOW TO ORDER RACKS WITH IMPRINTED PLAQUES

Follow instructions below and refer to the charts on the facing page for catalog numbers.

Step 1: Choose the glass rack that best fits your glassware.

Step 2: Plaque-A-Rack™ glass racks are identified by an "X" preceding the standard glass rack catalog number (example: "X"RG25-1 25-Compartment Plaque-A-Rack™ glass rack with one extender).

Step 3: Choose the different imprints you want from the types of plaque imprints available.

- **Silhouette**
- **Name of glassware**
- **Location**

Step 4: Place the three digit plaque catalog imprint product number next to the standard glass rack catalog number.

EXAMPLE:

Rack Choice: RG25-1

Silhouette: Red Wine

Glassware Name: Red Wine

Location: Service Bar

Catalog No.: XRG25-1 204 304 104

PLAQUES ARE AVAILABLE IN CARLISLE BLUE(14).
Plus, six custom colors

STANDARD COLOR:



Carlisle Blue (14) w/White type

CUSTOM COLORS:



Dark Blue (60) w/White type



Green (09) w/White type



Orange (24) w/Black type



Purple (68) w/White type



Red (05) w/White type
















Yellow (04) w/Black type


















LOCATION	
CAT. NUMBER	IMPRINT
100	(BLANK)
101	KITCHEN
102	DINING
103	BANQUET
104	SERV. BAR
105	POOLSIDE
106	STORAGE
107	RM SERV
108	BALLROOM
109	BAR
110	HOUSEKEEPING

GLASS RACK		
CATALOG NUMBER		
XRG16	XRG25-2	XRG36-4
XRG16-1	XRG25-3	XRG9
XRG16-2	XRG25-4	XRG9-1
XRG16-3	XRW30	XRG9-2
XRG16-4	XRW30-1	XRG9-3
XRW20	XRW30-2	XRG49
XRW20-1	XRW30-3	XRG49-1
XRW20-2	XRG36	XRG49-2
XRW20-3	XRG36-1	XRG49-3
XRG25	XRG36-2	
XRG25-1	XRG36-3	

SILHOUETTE	
CAT.#	IMPRINT
PLQ	(BLANK)
201	
202	
203	
204	
205	
206	
207	
208	
209	
210	
211	
212	
213	

NAME OF GLASS	
CAT.#	IMPRINT
PLQ	(BLANK)
301	CHAMPAGNE
302	CHAMPAGNE
303	WHITE WINE
304	RED WINE
305	ROCKS
306	WATER
307	COOLER
308	PILSNER
309	STEIN
310	PARFAIT
311	BRANDY
312	TULIP
313	SOUR

SILHOUETTE	
CAT.#	IMPRINT
214	
215	
217	
218	
219	
221	
222	
223	
224	
226	
227	
228	
229	
230	
235	

NAME OF GLASS	
CAT.#	IMPRINT
314	MUG
315	FOOTED CUP
317	HI BALL
318	ICED TEA
319	FLUTED
321	GOBLET
322	WINE
323	MARGARITA
324	BEER
326	HURRICANE
327	MARTINI
328	CORDIAL
329	DESSERT
330	CUP
335	OLD FASHIONED
633	COFFEE CUP



warewashing: opticlean™ dish racks

From the most fragile tableware to heavy-duty kitchen items such as utensils and cutlery, OptiClean™ Dish Racks offer the safest and most sanitary cleaning choices. And, like all of our OptiClean™ Racks, they offer the same great features such as sturdy double wall construction and Comfort Curve™ Handles molded into all four sides.

back: shown stacked:
RF – Combination/ Flatware Racks
& RB – Open Bowl Racks
front: RP – All-Purpose Plate & Tray Rack



OPTICLEAN™ PEG RACKS

Holds plates, trays, and platters at the best angle to take full advantage of today's multiple spray, high pressure dishwashers. Plate locks hold dishes firmly in place to protect delicate rims, reduce chipping and breakage. Use with additional Open Extenders (RE) to create the perfect rack for irregular or oversize drinkware. NSF Listed.

Color: Carlisle Blue(14)

OPTICLEAN™ ALL-PURPOSE PLATE & TRAY RACK

Standard 2-1/4" pegs for plates, trays, and platters.

A RP ♦ All-Purpose Plate & Tray Rack **RE*** Open Extender
Pack 6 ea Cs Wt./Cube 29.00/5.66 Pack 6 ea Cs Wt./Cube 7.75/2.77

* Note: The RE Open Extender can be used with any OptiClean™ Glass or Dish Rack



A

OPTICLEAN™ TALL PEG PLATE & TRAY RACK

Extra tall 2-15/16" pegs are ideal for charger plates, pasta bowls, large platters, and trays.

B RTP ♦ Tall Peg Plate & Tray Rack
Pack 6 ea Cs Wt./Cube 27.70/5.74



B

OPTICLEAN™ OPEN END PEG RACK

Tall 2-15/16" pegs with open ended design hold all types of trays, standard size baking sheets and other long items.

C ROP ♦ Open End Peg Rack
Pack 6 ea Cs Wt./Cube 26.75/5.87



C

NSF Listed products are designated with a ♦





A

OPTICLEAN™ OPEN/BOWL RACK

Sturdy open bottom rack is ideal for all large bowls, containers, brushes, cookware, and cutlery. NSF Listed.

Color: Carlisle Blue(14)

A RB ♦ Open/Bowl Rack
Pack 6 ea Cs Wt./Cube 22.25/6.18

RE* Open Extender
Pack 6 ea Cs Wt./Cube 7.75/2.77



B

OPTICLEAN™ COMBINATION/FLATWARE RACK

Bottom grid allows for free flow of water and air. Keeps flatware in place for thorough washing and drying. Perfect for ramekins, and other small items. NSF Listed.

Color: Carlisle Blue(14)

B RF ♦ Combination/Flatware Rack
Pack 6 ea Cs Wt./Cube 25.15/5.93

RE* Open Extender
Pack 6 ea Cs Wt./Cube 7.75/2.77

* Note: The RE Open Extender can be used with any OptiClean™ Glass or Dish Rack



C

OPTICLEAN™ CUP RACKS

Tilted design promotes thorough washing of rims and interiors. Encourages bases to drain more efficiently. NSF listed.

Color: Carlisle Blue(14)

16-CUP RACKS

16-Compartment holds larger diameter cups and mugs in tilted position; compartment size: 4-11/32" x 4-11/32"

RC16 ♦ 16-Compartment Cup Rack
Pack 6 ea Cs Wt./Cube 32.00/5.99

RC16-1 ♦ 16-Compartment Cup Rack
w/1 Open Extender
Pack 4 ea Cs Wt./Cube 24.85/5.55

20-CUP RACKS

20-Compartment works with most standard size cups; compartment size: 4-11/32" x 3-13/32"

C RC20 ♦ 20-Compartment Cup Rack
Pack 6 ea Cs Wt./Cube 32.20/5.93

RC20-1 ♦ 20-Compartment Cup Rack
w/1 Open Extender
Pack 4 ea Cs Wt./Cube 25.60/5.77



D

OPTICLEAN™ COFFEE BOWL/DECANTER RACK

Use base alone for washing or taller configuration for storage and transport. Use with all brands of standard coffee bowls and similar sized tea pots, and pitchers. NSF Listed.

Color: Carlisle Blue(14)

D RCB ♦ Coffee Bowl/Decanter Rack
Pack 6 ea Cs Wt./Cube 23.00/5.46

RCB-3 ♦ Coffee Bowl/Decanter Rack
w/3 Open Extenders
Pack 2 ea Cs Wt./Cube 19.30/4.48

NSF Listed products are designated with a ♦



OPTICLEAN™ BAKERY TRAY & SHEET PAN RACK

Rack securely holds sheet or bun pans low enough to fit standard height dish machine openings. Contents are angled to take full advantage of multiple spray arms. NSF Listed.

Color: Carlisle Blue(14)

A RSP ♦ Bakery Tray & Sheet Pan Rack
Pack 3 ea Cs Wt./Cube 19.20/3.28



OPTICLEAN™ FOOD PAN/INSULATED MEAL DELIVERY TRAY RACK

Accommodates all sizes of 2-1/2" deep food pans and standard steam table inserts. Racks are angled for thorough cleaning. Perfect for health care or correctional facilities using insulated meal delivery compartment trays. NSF Listed.

Color: Carlisle Blue(14)

B RFP ♦ Food Pan/Insulated Meal Delivery Tray Rack
Pack 3 ea Cs Wt./Cube 20.50/4.22



OPTICLEAN™ PLATE COVER RACK

Use with plate covers, dishwasher safe insulated dome covers, or dishwasher safe pellet bases. Specially designed insert keeps contents separated during washing. NSF Listed.

Color: Carlisle Blue(14)

C RPC ♦ Plate Cover Rack
Pack 3 ea Cs Wt./Cube 21.60/3.94



OPTICLEAN™ HOLD DOWN GRID


Use with small, lightweight, or delicate items to prevent them from being displaced by high pressure sprayers. Snaps down securely and fits all OptiClean™ Glass & Dish Racks.

Color: Carlisle Blue(14)

D C93 ♦ Vinyl Coated Wire Grid
Pack 6 ea Cs Wt./Cube 22.00/1.29



NSF Listed products are designated with a ♦



HALF SIZE STACK-ALL™ RACKS

Compact 10" x 19-3/4" size will work in any 19-3/4" dishwasher. Sturdy single wall construction. Open design for superior water and air circulation. Made of high impact polypropylene. NSF listed.

Color: Carlisle Blue(14)

A C135 ♦ Open Bowl/Cup/Glass Rack; Inside Height: 4-1/2" h

Pack 6 ea Cs Wt./Cube 15.80/3.97

B C111 ♦ Flatware Rack; Inside Height: 4-1/2" h

Pack 6 ea Cs Wt./Cube 17.20/3.91




C C122 ♦ 8-Compartment Cup Rack; Inside Compartment: 4-7/16" x 4-3/16" x 1-7/8" h

Pack 6 ea Cs Wt./Cube 22.90/3.97

D C123 ♦ 10-Compartment Cup Rack; Inside Compartment: 3-7/16" x 4-3/16" x 2-1/2" h

Pack 6 ea Cs Wt./Cube 26.70/3.97



E C185 ♦ 18-Compartment Glass Rack; Inside Compartment: 3-1/8" sq x 4-1/2" h

Pack 6 ea Cs Wt./Cube 16.00/3.91

F C186 ♦ 18-Compartment Glass Rack; Inside Compartment: 3-1/8" sq x 6" h

Pack 6 ea Cs Wt./Cube 23.00/5.17




PERMA-SIL™ CYLINDERS, DISPENSERS, & CARRIERS FLATWARE CYLINDERS

Meshed bottom and open sides are best for the dispersion of water and air; ideal for washing or storing flatware.

DISPENSERS AND CARRIERS

Heavy gauge wire construction is chrome plated. Vinyl-coated insulated handle.

Colors: Cylinders in Black(030),White(02); Carriers in Chrome(38)



G C35P Poly Cylinder

Pack 12 ea Cs Wt./Cube 3.30/0.86

H CW40 4-Compartment Dispenser

Pack 6 ea Cs Wt./Cube 16.25/3.68

I CW6C 6-Compartment Portable Carrier

Pack 6 ea Cs Wt./Cube 23.00/5.25

J CW6D 6-Compartment Dispenser

Pack 4 ea Cs Wt./Cube 18.75/3.54



PERMA-SAN™ FLATWARE WASHING BASKETS

Open design for easy cleaning of vertically stored flatware. Use with RF Flatware Rack or RB Open/Bowl Rack as part of a complete flatware sanitizing system. Tough polypropylene material resists grease and detergents. NSF Listed.

Color: Blue(14)

K C32P1 ♦ Flatware Basket without Handles

Pack 6 ea Cs Wt./Cube 15.60/4.13

L C32P2 ♦ Flatware Basket with Handles

Pack 6 ea Cs Wt./Cube 17.00/4.13

NSF Listed products are designated with a ♦



E-Z GLIDE™ RACK DOLLIES

Hold and transport any 19-3/4" square stack of glass racks. Large 4" ball bearing swivel casters with non-marking rubber wheels. Weight capacity is 300 lbs.

C2235R & C2235HR dollies traps water from wet racks; convenient drain feature makes emptying water easy.

Colors: Carlisle Blue(14); C2235R, C2235HR also in Black(03)

A C2220A Open Aluminum Dolly, No Handle

Pack 1 ea Cs Wt./Cube 13.50/1.92

C2222A Open Aluminum Dolly w/ Handle

Pack 1 ea Cs Wt./Cube 18.50/3.37

C2235R ♦ Glass Rack Dolly, No Handle

Pack 1 ea Cs Wt./Cube 19.00/3.09

C C2235HR ♦ Glass Rack Dolly w/Handle

Pack 1 ea Cs Wt./Cube 24.00/4.53

REPLACEMENT PARTS

XDL3000HD Handle for C2235R & C2235HR

Pack 1 ea Cs Wt./Cube 5.00/2.41

C2222HD Handle for C2220A & C2222A

Pack 1 ea Cs Wt./Cube 7.00/3.37

C2222C Replacement Caster for C2220A & C2222A

Pack 1 ea Cs Wt./Cube 2.70/0.21

OPTICLEAN™ RACK COVER

Hard cover protects rack contents during storage.

Color: White(02)

B RHC Rack Cover

Pack 1 ea Cs Wt./Cube 2.75/0.35

OPTICLEAN™ DUST COVERS

Heavy-duty vinyl covers keep tableware clean during storage. Easily converts warewashing racks into storage racks. Combine with E-Z Glide Dollies and Rack Covers (shown above) for a complete storage system.

Color: Clear(07)

C RDC 36" Long Rack Dust Cover

Pack 3 ea Cs Wt./Cube 4.65/0.57

RDC1 48" Long Rack Dust Cover

Pack 3 ea Cs Wt./Cube 5.75/0.60



A



A



B



C



SAVE-ALL™ COMPARTMENTED BUS BOXES

Silverware Tray and heavy-duty bus boxes feature contoured handles for easy handling. Scuff, grease, and stain-resistant. Dishwasher safe.

Colors: Gray(23); 0386 also in Brown(01)

SAVE-ALL™ SILVERWARE TRAY

Silverware Tray measures 21-1/4" x 11-1/2" x 3-3/4" h

A 1071 Save-All™ Silverware Tray
Pack 6 ea Cs Wt./Cube 10.53/1.99

SAVE-ALL™ BUS BOXES

Save-All™ has separate compartments, one for flatware, one for plates and debris; measures 22" x 17" x 5" h

B 0386 Save-All™ Bus Box
Pack 12 ea Cs Wt./Cube 34.90/3.68



BUS BOXES

Unique reinforced rims reduce bending, bowing, and breaking – protecting your valuable tableware investment. Comfort Curve™ handles for a sure, comfortable grip. Contour lid design allows easy box-on-box stacking.

Colors: Black(03), Brown(01), Gray(23), White(02)

C 44010 Bus Box 15" x 20" x 5" Deep
Pack 12 ea Cs Wt./Cube 24.80/3.49

44010SKD* Bus Box Skid 15" x 20" x 5" Deep
Pack 300 ea Cs Wt./Cube 585.00/73.94

D 44011 Bus Box 15" x 20" x 7" Deep
Pack 12 ea Cs Wt./Cube 26.56/3.82

E 44012 Universal Lid
Pack 12 ea Cs Wt./Cube 12.90/0.95

F 44011SKD* Bus Box Skid 15" x 20" x 7" Deep
Pack 240 ea Cs Wt./Cube 555.08/64.17

44010, 44011, 44012 in White are NSF Listed



CATERCOVERS™

Made of tough, stain-resistant nylon fabric. See page 61 for more information and a complete listing of available covers.

G 44015 Cover for 44010 15x20x5 Bus Box
Pack 1 ea Cs Wt./Cube 1.50/0.25

44017 Cover for 44011 15x20x7 Bus Box
Pack 1 ea Cs Wt./Cube 1.50/0.25